


NEBULA 2X2

Direct | Recessed



NEBULA 2X2 is a 2x2 feet recessed led panel luminaire in aluminium housing and with premium powder coating finish.

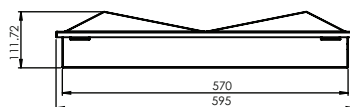
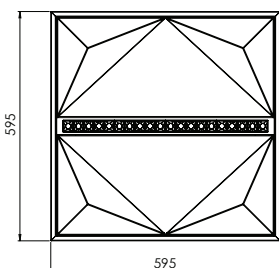
Powered by high quality LED's with a binning tolerance of ≤ 3 SDCM and CRI ≥ 90 . The luminaire maintains atleast 70% of its luminous flux after 50,000 operating hours, guaranteeing long term reliability. High efficiency PMMA diffuser and lens at centre provides uniform illumination.

With a standard size of 595 x 595mm LXW and height 112mm, this fixture is crafted for direct light distribution making it ideal for professional applications.

Customisations in RAL finish, Wattages available as per request to enhance installation and functionality.

Single Line Diagram

Recessed



NEBULA 2X2



Quick Info

Mounting Type

Recessed

Material Colour

Customize RAL available

Protection mode

IP40

Driver Details

ON/OFF/, DALI-2 DT6 / DALI-2 DT8/ DALI +

Power Factor (PF) -0.95

THD- <10%

UGR - <19

LED

CCT- 3000K/ 4000K/ 5700K/ TUNABLE WHITE 2700K-6500K

CRI- ≥ 90

Life Span - L70@50000h

MacAdam - ≤ 3 SDCM

Beam Angle

110°

Optics

Opal Diffuser

Micro Prismatic Diffuser

Efficacy

3000K- 84.1

4000K- 103.1

5700K- 117.0

Tunable White 2700K-6500K- 103.1

Electrical

Wattage - 35W

Opt Wattages Available -25W/, 30W

Input Voltage- 220-240 VAC

Physical Dimensions

Length- 595mm

Width- 595mm

Height- 112mm